









Wilkinson Primary School, Walter Road, Bradley, Bilston
 West Midlands, WV14 8UR.
 Telephone: 01902 558971
 Email: wilkinsonprimaryschool@wolverhampton.gov.uk
 Website: www.wilkinsonprimaryschool.co.uk

Nursery Summer Term Homework Menu

Below is a list of homework tasks, out of which 5 must be completed. It is up to you the order in which you want to do them, but one piece of homework needs to be handed in on each of the following dates:

19th April, 3rd May, 24th May, 7th June and 28th June.

For each piece of homework you hand in, your teacher will award you a special sticker. Outstanding homework will be awarded House Points. Please hand all homework and letter reply slips to a teacher on the door.

<p><u>Developing independent skills</u></p> <p>To support your child to be 'Reception Ready' please encourage them to be as independent as possible. This can involve dressing, brushing teeth, using a knife and fork, put coats and shoes on. You could take a photograph and send it to wilkinsonprimaryschool@wolverhampton.gov.uk</p> 	<p><u>Outdoor art</u></p> <p>Go on a family walk and collect natural material such as leaves, grasses, flowers, and small twigs. Use your collection to create a natural self-portrait.</p>  <p>Bring your artwork into school to show your teachers and friends.</p>
<p>Teacher/Parent signature</p> <p>_____</p>	<p>Teacher/Parent Signature</p> <p>_____</p>
<p><u>Outdoor exercise</u></p> <p>Enjoy the summer weather by taking exercise outside, think about what happens to your body when you exercise, talk to your grown up about it and let us know at school too. Ask your grown up to write down what you say and send it into school.</p> 	<p><u>I Spy</u></p> <p>Play 'I spy with your family and friends at home. 'I spy with my little eye, something beginning with . . .'</p>  <p>Ask your grown up to write down the things you found and send the list into school.</p>
<p>Teacher/Parent Signature</p> <p>_____</p>	<p>Teacher/Parent Signature</p> <p>_____</p>
<p><u>Create a 3d model of a minibeast.</u></p> <p>Ask an adult to help you to create a 3D model of an animal. You could use recycled materials from around your home to make models such as a ladybird, spider or bee. We will look forward to seeing your models!</p> 	<p><u>Make an ice lolly.</u></p> <p>Make your own fruit ice lollies. Use diluted fruit juice, fruit and lolly pop sticks. Let us know your favourite flavour. You could take a photograph and send it to wilkinsonprimaryschool@wolverhampton.gov.uk</p> 
<p>Teacher/Parent Signature</p> <p>_____</p>	<p>Teacher/Parent Signature</p> <p>_____</p>



BBC TINY Happy PEOPLE
Your words build their world

Tiny Happy People is here to help you give your child the best start in life.

See how they can learn from you through chat and play.

Join us bbc.co.uk/tinyhappypeople



Tiny Happy People can help you develop your child's language and communication skills, so they get the best start in life. They will show you why and how you can bond with your child before they're born and throughout their early lives – it's never too early to start.

Their ideas and activities are easy to build into your daily routine. They're quick and inspiring, but they're also based on expert advice and evidence, and are proven to help your child's development.



Scan the QR code to access the Tiny Happy People website.

Make your own rainbow

This is a great, simple activity to get your little one talking about colours.

- Have fun collecting different coloured objects around the house, e.g. clothes, fruit, toys.
- Can you spot other items that are the same colour?
- Encourage your little one to talk about the objects.
- Ask your child to help arrange the objects in the order of a rainbow (red, orange, yellow, green, blue, indigo, violet).
- And there you have it, a fun way to learn and build your little one's vocabulary.

Try this activity: <https://bbc.in/3rTsOhE>

  @bbctinyhappypeople



