



Wilkinson Primary School, Walter Road, Bradley, Bilston,
West Midlands, WV14 8UR.

Telephone: 01902 558971







Email: wilkinsonprimaryschool@wolverhampton.gov.uk

Website: www.wilkinsonprimaryschool.co.uk

Terrific For Twos Homework Menu

Below is a list of homework tasks, out of which 5 must be completed. It is up to you the order in which you want to do them, but one piece of homework needs to be handed in on each of the following dates:

19th April, 3rd May, 24th May, 7th June and 28th June.

<p><u>Let's go to the Park.</u></p> <p>Trips to the park are the perfect opportunity to introduce new words and phrases to your child. This activity is from Tiny Happy People.</p> 	<p><u>Create a Sea creature.</u></p> <p>Let's get creative! Can you make your favourite sea creature? You could use recycled materials from home. Put it on our homework display.</p> 
<p>Teacher/Parent signature</p> <p>_____</p>	<p>Teacher/Parent Signature</p> <p>_____</p>
<p><u>Nature Paint brushes.</u></p> <p>Collect some wigs and attach a flower, leaves or grass to the end of a twig and explore all of the different marks they make on your paper.</p> 	<p><u>Make your own Sun.</u></p> <p>Get crafty and create your very own sunshine to place on our homework board.</p> 
<p>Teacher/Parent Signature</p> <p>_____</p>	<p>Teacher/Parent Signature</p> <p>_____</p>
<p><u>Water play with scoops.</u></p> <p>Place objects (blocks or other small toys) into a container with a little water. Find something your child can scoop the objects out with such as a sieve or net. Count how many objects they have caught.</p> 	<p><u>Traffic Light Game.</u></p> <p>Use the colours 'green' and 'red' to signal when to 'go' and 'stop'. Let your child be in control of giving the instructions. From Tiny Happy People Website.</p> 
<p>Teacher/Parent Signature</p> <p>_____</p>	<p>Teacher/Parent Signature</p> <p>_____</p>



BBC TINY Happy PEOPLE
Your words build their world

Tiny Happy People is here to help you give your child the best start in life.

See how they can learn from you through chat and play.

Join us bbc.co.uk/tinyhappypeople



Tiny Happy People can help you develop your child's language and communication skills, so they get the best start in life. They will show you why and how you can bond with your child before they're born and throughout their early lives – it's never too early to start.

Their ideas and activities are easy to build into your daily routine. They're quick and inspiring, but they're also based on expert advice and evidence, and are proven to help your child's development.



Scan the QR code to access the Tiny Happy People website.

Make your own rainbow

This is a great, simple activity to get your little one talking about colours.

- Have fun collecting different coloured objects around the house, e.g. clothes, fruit, toys.
- Can you spot other items that are the same colour?
- Encourage your little one to talk about the objects.
- Ask your child to help arrange the objects in the order of a rainbow (red, orange, yellow, green, blue, indigo, violet).
- And there you have it, a fun way to learn and build your little one's vocabulary.

Try this activity: <https://bbc.in/3rTsOhE>

  @bbctinyhappypeople



